


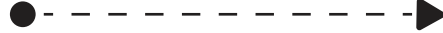
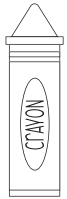

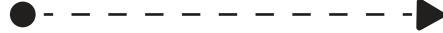
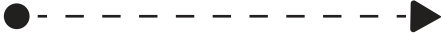
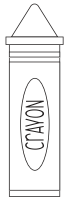
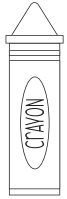




Horizontal Line Tracing





Horizontal Line Tracing

Tracing practice area containing 10 rows of horizontal dashed lines. Each row starts with a solid black dot and ends with a right-pointing arrowhead. The rows are decorated with illustrations of crayons:

- Row 1: Crayon on the left, crayon in the middle, crayon on the right.
- Row 2: Crayon on the left, crayon in the middle, crayon on the right.
- Row 3: Crayon on the left, crayon in the middle, crayon on the right.
- Row 4: Crayon on the left, crayon in the middle, crayon on the right.
- Row 5: Crayon on the left, crayon in the middle, crayon on the right.
- Row 6: Crayon on the left, crayon in the middle, crayon on the right.
- Row 7: Crayon on the left, crayon in the middle, crayon on the right.
- Row 8: Crayon on the left, crayon in the middle, crayon on the right.
- Row 9: Crayon on the left, crayon in the middle, crayon on the right.
- Row 10: Crayon on the left, crayon in the middle, crayon on the right.

