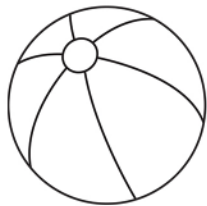


# PICTOGRAPH:


What is your favorite toy?




||||| |||



||||| |



||||| ||



|||||

Look at the survey on the left.

Use the data to draw your own pictograph:

1. Title the pictograph.
2. Label the key.
3. Choose an icon for each item
4. Count and draw the correct number of icons for each vote.
5. Review your work.

TITLE:

= | vote

ball

doll

car

blocks