



PICTOGRAPH:

FAVORITE WATER ACTIVITY:

= 1 vote



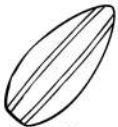
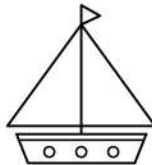
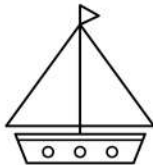
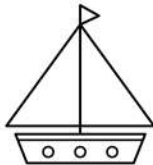
swimming



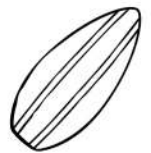
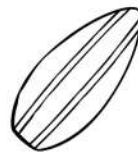
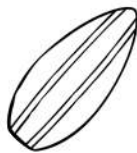
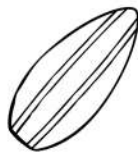
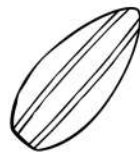
fishing



sailing



surfing



Graph the Data:

Which activity did people like the most?



Which activity did people like the least?



Use the data to solve:



+



=



-



=



+



=



-



=



+



=



-



=

| | | | |
|--|--|--|--|
| | | | |
| | | | |
| | | | |
| | | | |
| | | | |
| | | | |
| | | | |
| | | | |
| | | | |
| | | | |