



POPPY CRAFT

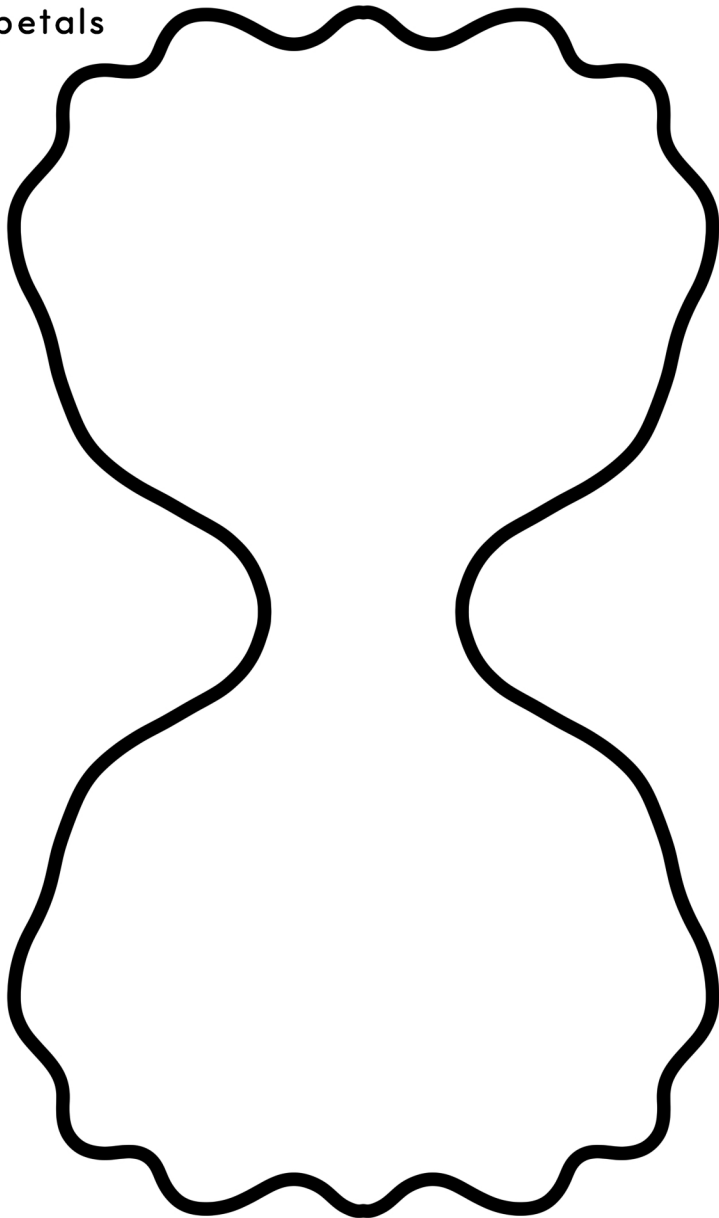
1. Print, and cut out each shape.
2. Color the petals red, and the center black.
3. Clip the edges of the center to create a fringe.
4. Stack and glue petals together.
5. Punch a hole through the petals and insert a pipe cleaner (stem).
6. Glue center of poppy in the middle of the petals.
7. Fold the petals inward slightly to give a 3D look.



center



petals



petals

